


SNOWCO® LO-RIDE **UTILITY TRAILERS**



FOR USE WITH JOHN DEERE LAWN AND GARDEN TRACTORS

SERIES 54 RECOMMENDED WHEN TRANSPORTING TRACTOR & 46" CUT MOWERS

*Easier to Load . . . Greater Versatility . . .
Capacities 900 to 1,500 Pounds*



FEATURES (All Models)

- Automotive type semi-elliptical springs
- Two full-length traction strips (smooth, solid deck available on special order)
- Four sturdy tie-down hooks
- Adjustable axle for proper weight distribution
- Tilt-bed for easy loading and unloading
- Two tail lights with stop and directional features
- Pearl Gray and Foam Green finish with zinc-plated unpainted parts

A redesigned suspension system which lowers the deck and increases stability . . . greater deck widths . . . a redesigned splash shield and winch mounting bracket . . . all combine to make the famous Snowco line of utility trailers greater than ever.

The redesigned "lo-ride" suspension system makes it easier than ever to load wheeled equipment because loading angle has been significantly reduced. In addition, the center of gravity is lowered for greater safety. All Snowco trailers are designed for towing at legal highway speeds.

See page 60-100-4 for optional accessories



SERIES 48 *and* 54

Model 948 and 1148

Deck dimensions are 48" (two inches wider than former comparable models) by 111". Model 948 has a capacity of 900 pounds; Model 1148, a capacity of 1,100 pounds. Height from ground to deck is 16" on Model 948 . . . 16½" on Model 1148.

Models 954, 1154, 1554

Deck dimensions are 54" (two inches wider than former comparable models) by 130". Model 954 has a capacity of 900 pounds; Model 1154, 1,100 pounds; Model 1554, 1,500 pounds. Height from ground to deck is 16" on Model 954 . . . 16½" on Model 1154 . . . 18" on Model 1554.

SERIES 54 RECOMMENDED WHEN TRANSPORTING TRACTOR & 46" CUT MOWERS



OTHER SPECIFICATIONS

MODEL 948: Overall length 156"; overall width 70"; wheel tread 65"; tires and wheels 4:80x8, 4-ply rating; shipping weight 350 pounds.

MODEL 1148: Overall length 156"; overall width 70"; wheel tread 65"; tires and wheels 5:70x8, 4-ply rating; shipping weight 360 pounds.


MODEL 954: Overall length 175"; overall width 77"; wheel tread 71"; tires and wheels 4:80x8, 4-ply rating; shipping weight 410 pounds.

MODEL 1154: Overall length 175"; overall width 77"; wheel tread 71"; tires and wheels 5:70x8, 4-ply rating; shipping weight 420 pounds.


MODEL 1554: Overall length 175"; overall width 77"; wheel tread 71"; tires and wheels 5:30x12, 4-ply rating; shipping weight 430 pounds.

SNOWCO® SERIES 66

Capacities up to 3,500 Pounds



Model 2066



Models 2866 & 3566

FEATURES (Both Models)

"LO-RIDE" STEEL DECK

Heavy duty 66"x160" steel platform. Integral traction area aids in loading wheeled equipment. "Lo-ride" positioning increases safety by lowering center of gravity.

TONGUE AND HITCH

Tongue, 3"x3" rectangular tube, offset to accommodate "lo-ride" deck. Socket hitch with dual safety chains for use with 2" ball.

TWO-TONE FINISH

Neutral yet attractive Pearl Gray and Foam Green.

DEMOUNTABLE WHEELS

Hubs equipped with Timken Bearings. Optional extra: hydraulic or electric brakes.

REMOVABLE FRONT SHIELD

8" high splash shield can be removed if load requires.

AUTOMOTIVE TYPE SPRINGS

Found only on the finest trailers. Tandem axle models equipped with equalizer bar suspension.


The "top" of the popular line of Snowco Utility Trailers — built to handle heavy loads including small farm and industrial tractors; other farm and industrial equipment; multiple units of lawn and garden equipment including tractors, mowers, auxiliary tools; many other bulky items. Performance and built-in dependability are unmatched in Snowco Trailers, all of which can be towed at legal highway speeds.

MODEL 2066: Capacity 2,000 pounds; single axle; semi-elliptical springs; 7.00x13 (4-ply) tires; wheel tread 82"; overall length 210"; overall width 92"; weight 650 pounds.

MODEL 2866: Capacity 2,800 pounds; tandem axle; semi-elliptical leaf springs with equalizer bar suspension; 5.30x12 (4-ply) tires; wheel tread 82"; overall length 210"; overall width 90"; weight 815 pounds.

MODEL 3566: Capacity 3,500 pounds; tandem axle; semi-elliptical leaf springs with equalizer bar suspension; 5.30x12 (6-ply) tires; wheel tread 82"; overall length 210"; overall width 90"; weight 825 pounds.

A C C E S S O R I E S




WINCH ASSEMBLY

Part #20-150 for Series 48 & 54. Powerful winch with 6-1 ratio and steel cable adds extra ease and safety in loading wheel equipment. (Note spring loaded tilt bed lock shown below winch.)




SPARE WHEEL

Includes tire, tube and wheel.
 Part #21-305, 4:80x8
 Part #21-308, 5:70x8
 Part #21-750, 7:00x13 (4-ply)
 Part #21-361, 5:30x12 (4-ply)
 Part #21-307, 5:30x12 (6-ply)




WINCH ASSEMBLY

Powerful 12-1 ratio winch and steel cable with hook speeds loading. Part #21-294. For Series 66.



RETRACTABLE TONGUE STAND WITH WHEEL

Keeps trailer ready to attach to automobile. Perfect for standing displays. Part #21-360.



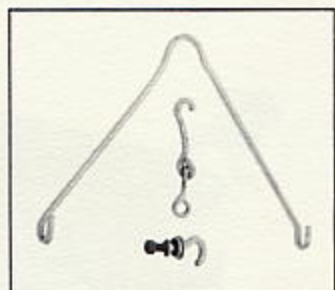
TONGUE JACK WITH WHEEL

Easily operated tongue jack raises even a fully loaded trailer in just seconds. Part #21-390.

Part # 21-385 (not illustrated) Stake Pocket (specify quantity).
 Part #21-309 Spare Tire Mounting Bracket.

HUB CAPS

#21-425 (8" wheel)
 #21-525 (12", 13" wheel)



TIE DOWN KIT Part #21-327

All Snowco Trailers are built to meet The Snow Corporation's exacting standards. With only a minimum amount of attention they will provide the purchaser with years of trouble-free service. Every Trailer is backed by a Snowco warranty — assuring the purchaser of quality craftsmanship throughout.

Snowco Trailers may be purchased through the Dealer listed below.

WARRANTY

The performance, workmanship and material of these products are unconditionally guaranteed for 120 days when used for the purpose and under the conditions for which designed. The manufacturer will replace free any part found to be defective upon examination when such part is returned to manufacturer transportation prepaid.

THE SNOW COMPANY

4350 McKinley St., Omaha, Nebraska 68112

SOLD BY